

金剛薩垂菩薩像

Kongo Satta Bosatsu-zo



149 金剛薩垂菩薩 (修理後)
Kongo Satta Bosatsu (after restoration)



150 金剛薩垂菩薩 (修理前)
Kongo Satta Bosatsu (before restoration)

金剛薩垂菩薩像

〈絵画〉

作品名 : 金剛薩垂菩薩像
作者 :
所蔵者 : ロスアンジェルス カウンティ ミュージアム
所蔵番号 : 58.29.1
法量 : 本紙 縦 94.2cm 横 59.1cm
表装 縦 159.2cm 横 72.4cm

修復担当者

藤岡光影堂

損傷状態

画面全体の欠失が甚だしく、各所に補絹と肌裏紙の露出が見られる。一旦解体して表具、太巻き、保存箱を新調する。


本修復では、本紙の保存修理を行い掛軸装に改装する。裏打紙を取り替え、本紙以外の表装裂と軸首は再使用しない。太巻軸と保存箱を新調する。

修理内容概説

- 1、剥落の危険性のある彩色を膠水で安定させ、欠失部分に補絹して繕いをした。
- 2、本紙の裏打ちを除去して新規裏打ちを施した。
- 3、表装を解体して掛軸装に改丁した。
- 4、桐製の太巻きと保存箱を新調した。



161 修理前 (金剛薩垂菩薩 全体)
Before restoration (*Kongo Satta Bosatsu*, the entire picture)



162 繊維の付着
Fiber attached to the surface




163 繊維の除去
Removing fiber




164 剥落止め
Preventing exfoliation



165 解体
Dismantling



166 解体
Dismantling




167 解体
Dismantling




168 表打ち
Temporary protective cover




169 肌裏除去
Removing the first lining




170 補絹除去
Removing old silk patches




171 補絹除去
Removing old silk patches




172 金線部修正
Correcting gold lines



173 金線部修正
Correcting gold lines



174 補絹
Infilling silk



175 補絹
Infilling silk



176 肌裏打ち
Applying the first lining




177 肌裏打ち後、表打ち除去
Removing the temporary protective cover after
applying the first lining




178 肌裏打ち後、表打ち除去
Removing the temporary protective cover after
applying the first lining



180 折れ入れ
Repairing the creases




181 折れ入れ後
After repairing the creases



179 補絹
Infilling silk



182 増裏打ち
Applying the subsidiary lining



183 増裏打ち
Applying subsidiary lining



184 裂れづもり
Choosing the mounting fabric



185 付け廻し
Assembling the mounting



186 付け廻し
Assembling the mounting




187 総裏打ち
Applying the final backing



188 仕上げ
Finishing work



189 仕上げ
Finishing work



190 修理後（全体）
After restoration (the entire picture)

Kongo Satta Bosatsu-zo

Name of the Object: *Kongo Satta Bosatsu-zo*

Name of the Artist:

Name of the Owner: Los Angeles Country Museum

Inventory Number: 58.29.1

Measurements: Painting	H	94.2cm	L	59.1cm
Mounting	H	150.2cm	L	72.4cm

Conservation Studio: Fujioka Koeido

Condition of Damage

There was considerable loss over the entire surface and silk used to treat the missing parts and the linings were exposed.

In this restoration, the painting was first dismantled and remounted as a hanging scroll. The first lining paper was exchanged. It was decided that the mounting fabric and roller knob would not be reused. A roller clamp and storage box were made anew.

Outline of the Restoration Process

1. Animal glue water was used to stabilize the polychrome that was in danger of falling. The missing parts were treated with silk.
2. The linings of the painting were removed and a new lining was applied.
3. The mounting was dismantled and the painting was remantled as a hanging scroll.
4. A roller clamp and a storage box of paulownia wood were made.